

Colour Legend

- Retroreflective blue
- Retroreflective white

Notes:

1. This sticker may be used on freeways to assist in breakdown situations. They may be affixed to poles to indicate the nearest help phone or use of a phone number to contact a relevant call centre.
2. If separate stickers are required use a combination of TC1836_3 / TC1836_4 (or GE7-8) and TC1836_5.
3. For existing GE7-8 pole stickers supplementary TC1836_5 may be used.



**Queensland
Government**

Road Safety Systems Management Division
Road Safety Unit

Designed
TV 6/10


Checked
DJ 6/10

Scale
Not to Scale

FREEWAY GUIDE SIGN

HELP PHONE AND PHONE NUMBER
PEDESTRIAN INDICATOR POLE STICKER - LEFT

APPROVED AS OFFICIAL TRAFFIC SIGN

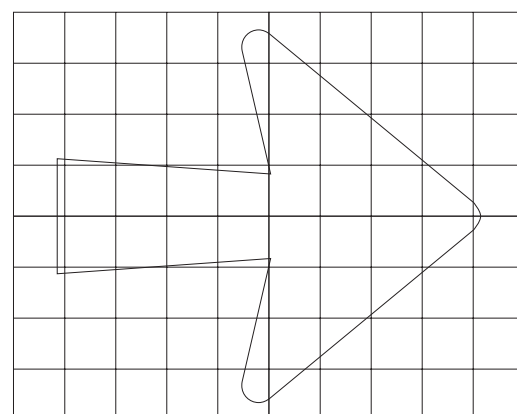
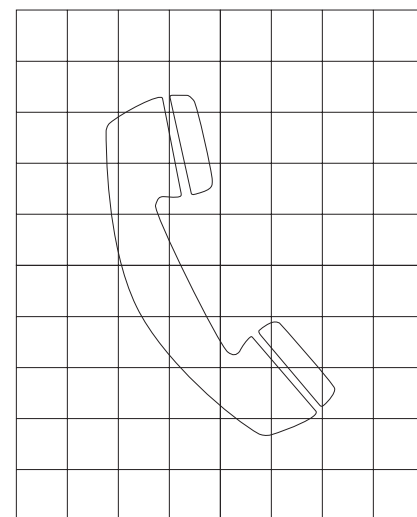
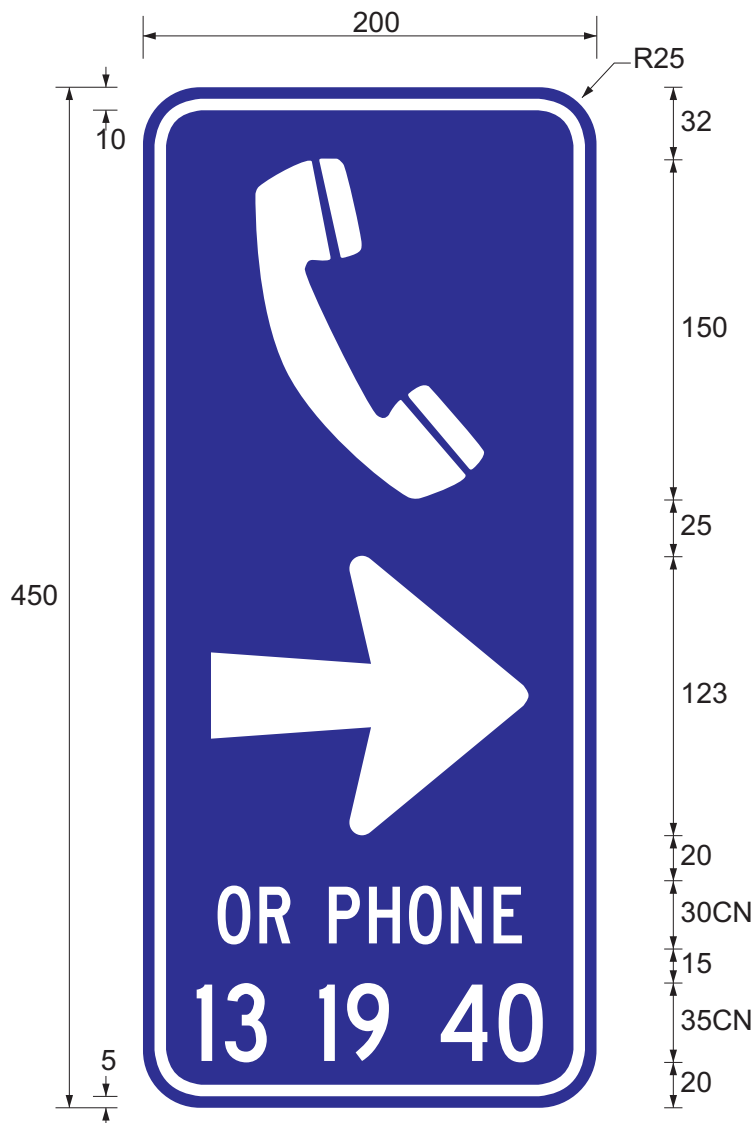

PRINCIPAL ENGINEER
(Traffic Engineering)

10/06/10
Date

TC1836_1

Page 1 of 5

A



Colour Legend

	Retroreflective blue
	Retroreflective white

Notes:

1. This sticker may be used on freeways to assist in breakdown situations. They may be affixed to poles to indicate the nearest help phone or use of a phone number to contact a relevant call centre.
2. If separate stickers are required use a combination of TC1836_3 / TC1836_4 (or GE7-8) and TC1836_3.
3. For existing GE7-8 pole stickers supplementary TC1836_5 may be used.



**Queensland
Government**

Road Safety Systems Management Division
Road Safety Unit

Designed
TV 6/10


Checked
DJ 6/10

Scale
Not to Scale

FREEWAY GUIDE SIGN

HELP PHONE AND PHONE NUMBER
PEDESTRIAN INDICATOR POLE STICKER - RIGHT

APPROVED AS OFFICIAL TRAFFIC SIGN

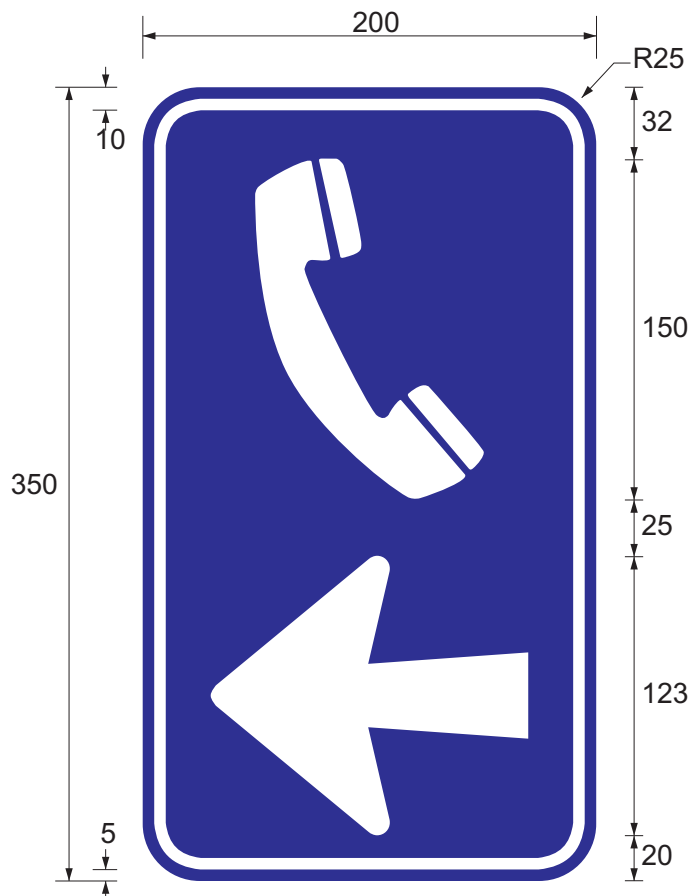

PRINCIPAL ENGINEER
(Traffic Engineering)

10/06/10
Date

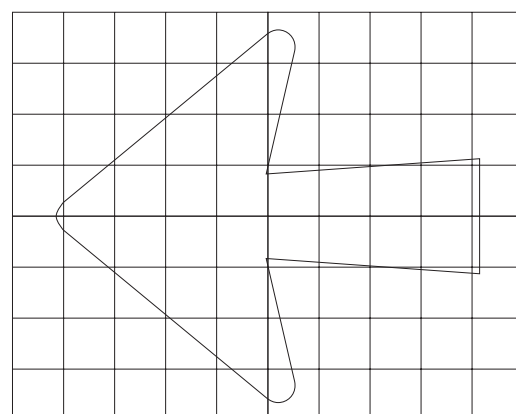
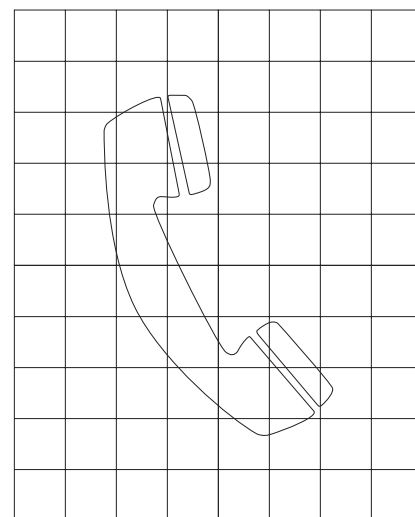
TC1836_2

Page 2 of 5

A



Example



Colour Legend

- Retroreflective blue
- Retroreflective white

Notes:

1. This sticker may be used on freeways to assist in breakdown situations. They should be affixed to poles to indicate the nearest help phone or used in conjunction with TC1836_5 for contact of a relevant call centre.
2. If a single sticker can be utilised use TC1836_1 / TC1836_2.



**Queensland
Government**

Road Safety Systems Management Division
Road Safety Unit

Designed
TV 6/10

Checked
DJ 6/10

Scale
Not to Scale

FREEWAY GUIDE SIGN

HELP PHONE PEDESTRIAN INDICATOR POLE STICKER - LEFT

APPROVED AS OFFICIAL TRAFFIC SIGN

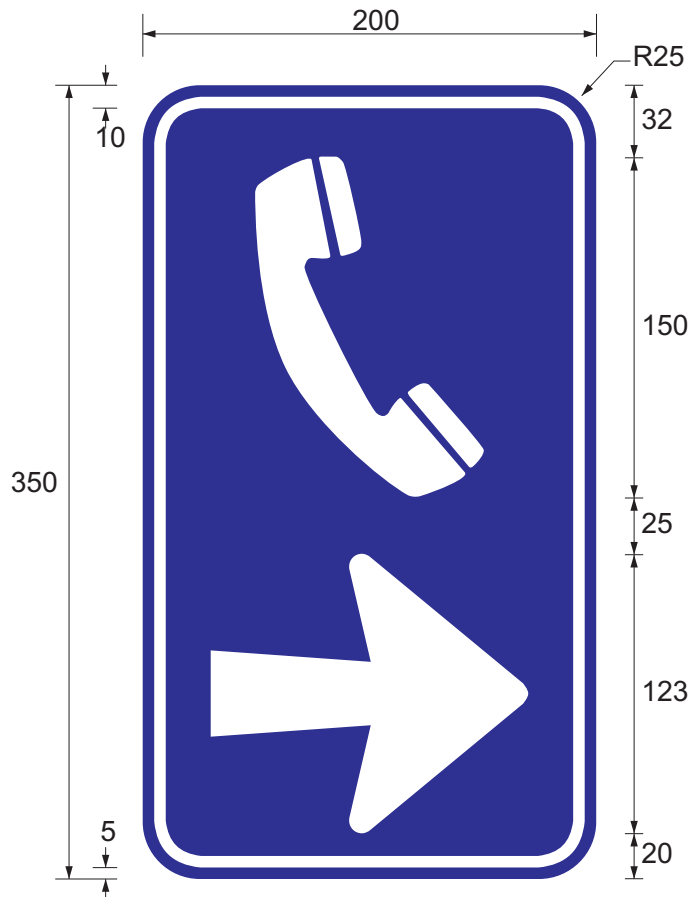
[Signature]
PRINCIPAL ENGINEER
(Traffic Engineering)

10/06/10
Date

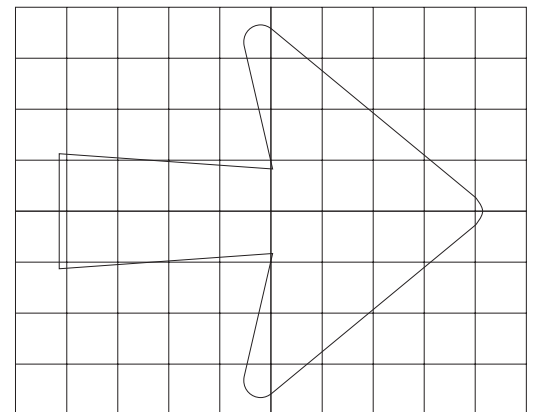
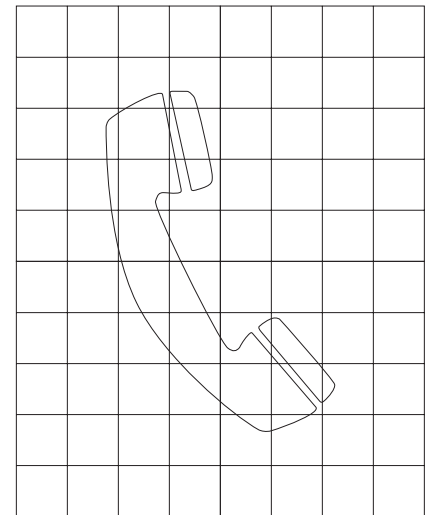
TC1836_3

Page 3 of 5

A



Example



Colour Legend

- Retroreflective blue
- Retroreflective white

Notes:

1. This sticker may be used on freeways to assist in breakdown situations. They should be affixed to poles to indicate the nearest help phone or used in conjunction with TC1836_5 for contact of a relevant call centre.
2. If a single sticker can be utilised use TC1836_1 / TC1836_2.



**Queensland
Government**

Road Safety Systems Management Division
Road Safety Unit

Designed
TV 6/10

Checked
DJ 6/10

Scale
Not to Scale

FREEWAY GUIDE SIGN

HELP PHONE PEDESTRIAN INDICATOR POLE STICKER - RIGHT

APPROVED AS OFFICIAL TRAFFIC SIGN

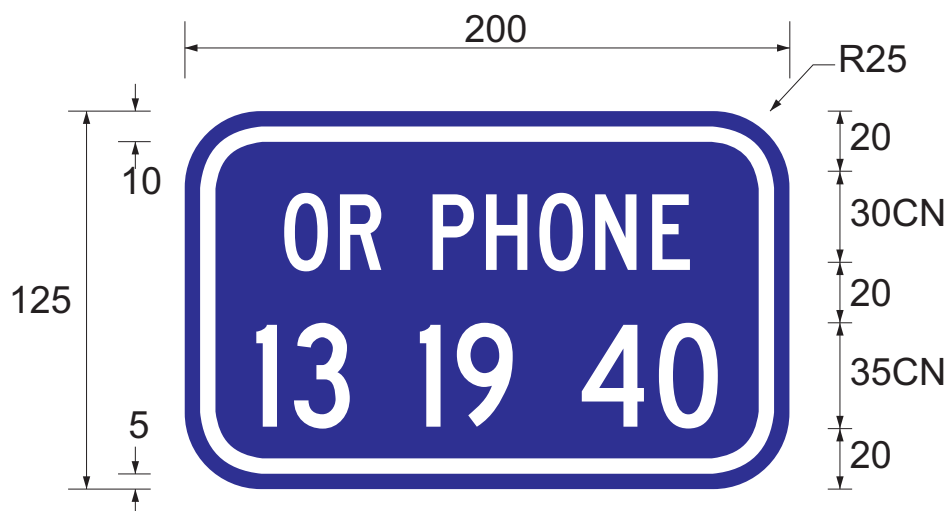
[Signature]
PRINCIPAL ENGINEER
(Traffic Engineering)

10/06/10
Date

TC1836_4

Page 4 of 5

A



Examples

Colour Legend

- Retroreflective blue
- Retroreflective white

Notes:

1. This sticker may be used on freeways to assist in breakdown situations. They should be affixed adjacent to existing help phone stickers (GE7-8) or TC1836_3 / TC1836_4 stickers to indicate the contact number of a relevant call centre.
2. If a single sticker can be utilised use TC1836_1 / TC1836_2.



Queensland
Government

FREEWAY GUIDE SIGN

PHONE NUMBER PEDESTRIAN INDICATOR POLE STICKER

Road Safety Systems Management Division
Road Safety Unit

APPROVED AS OFFICIAL TRAFFIC SIGN

Designed
TV 6/10

Checked
DJ 6/10

Scale
Not to Scale

[Signature]
PRINCIPAL ENGINEER
(Traffic Engineering)

10/06/10
Date

TC1836_5

Page 5 of 5

A